



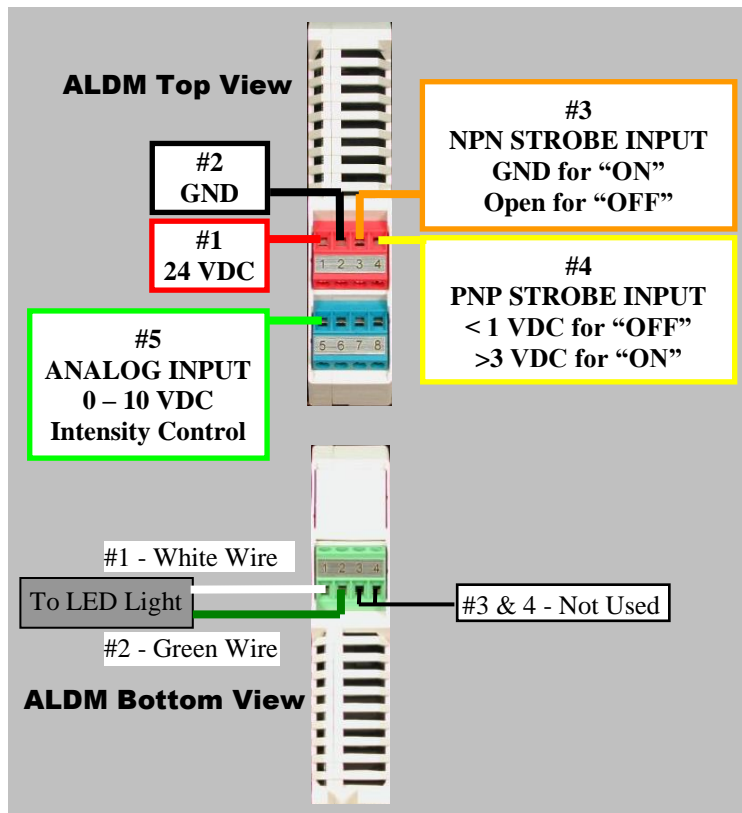
ALDM350/3 Series DRIVER

Replaces ALDM350HO series driver

- 0-10VDC Analog Control for intensity ~10% to 100%
- Current Regulating
- 24VDC
- DIN Rail Mount
- PNP/NPN Strobe or Continuous Mode

ELECTRICAL:

Input Voltage: 24 VDC -0.5 / +4V
Input Current: 0.5 Amp
Connection: Screw terminals



ALDM350/3 is compatible with the following lights:

LL16 – All Colors except -850 (IR)
SP3.25 – All Colors except -850 (IR)

NOTE:

Jumper 24VDC to PNP Strobe Input or
GND to NPN Strobe input for light to
remain in constant “ON” state.

Strobe is Pulse Width Duration – Light will
remain “on” for duration of signal or pulse.

**Note: 24V power supply return and GND reference
for 0-10V input must be connected to pin #2
(GND) of red connector.**

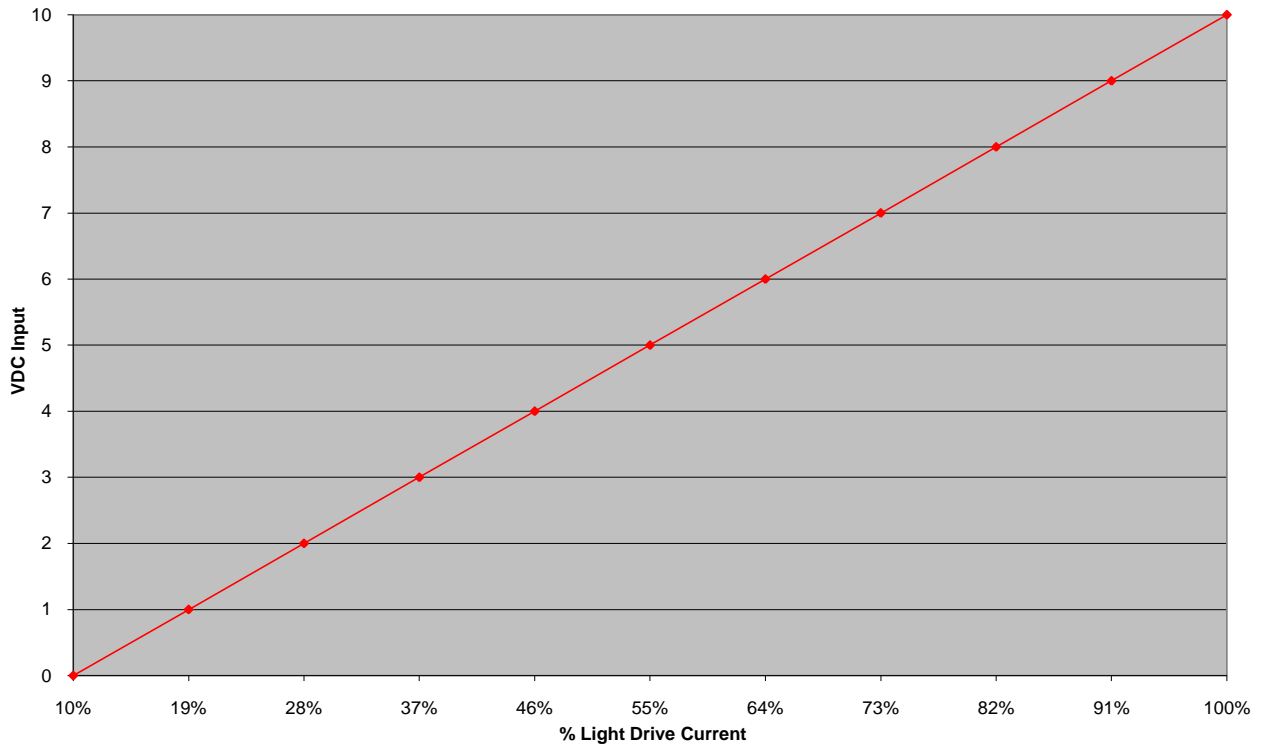
**Note: Brown, Black and Blue wires are not used on
ALDM350/3 Driver**

Warning!!!

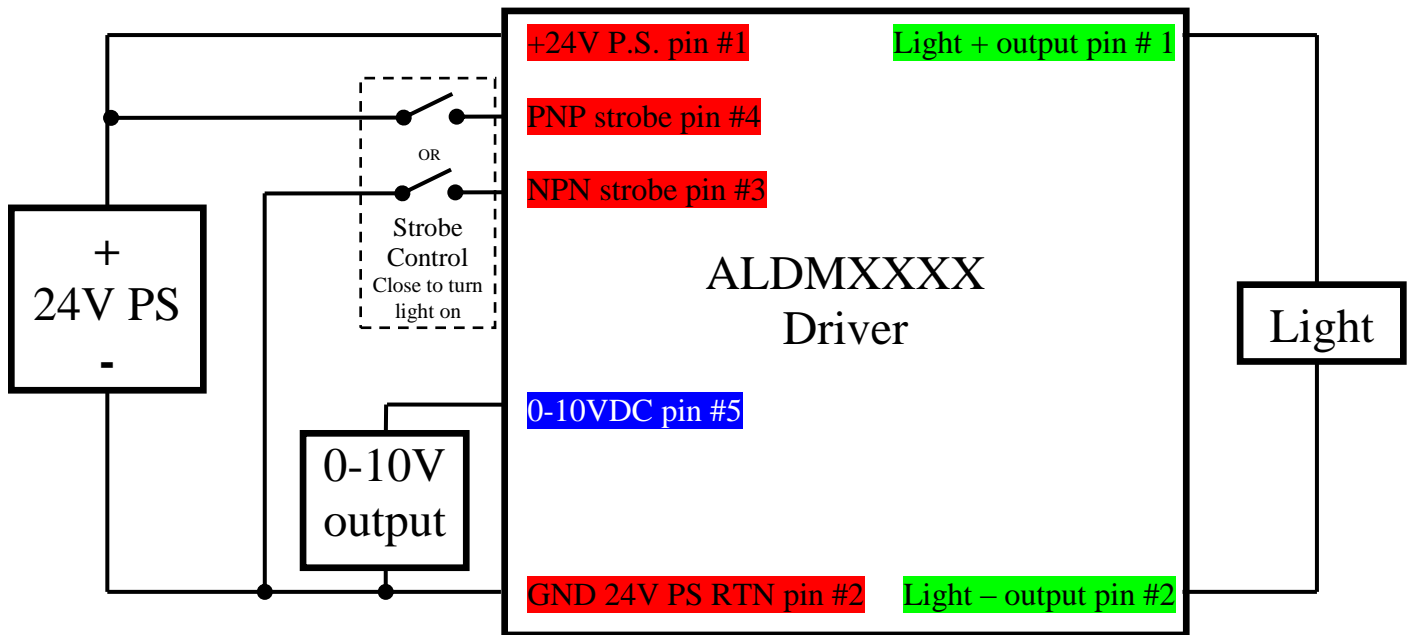
**USE ONLY SPECTRUM ILLUMINATION LDM DRIVER WITH MONSTER LIGHTS.
DO NOT CONNECT MONSTER LIGHTS DIRECTLY TO 24VDC!**

Rev. Date: 2009-05-21

Analog Voltage vs. Light Drive Current



Wiring Block Diagram



Rev. Date: 2009-05-21