



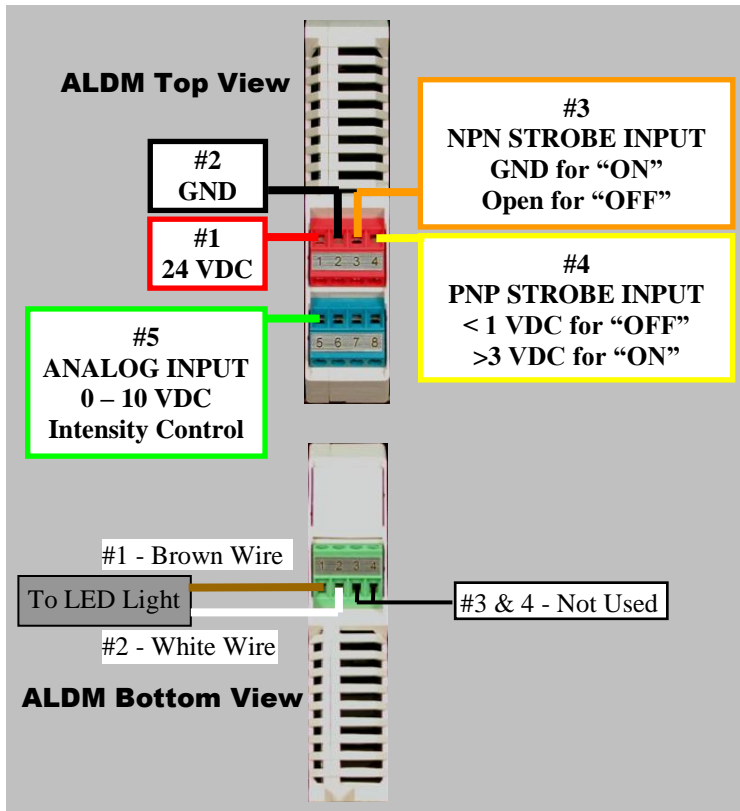
ALDM1400 Series

Replaces ALDM2 series driver

- 0-10VDC Analog Control for intensity ~10% to 100%
- Current Regulating
- 24VDC
- DIN Rail Mount
- PNP/NPN Strobe or Continuous Mode

ELECTRICAL:

Input Voltage: 24 VDC -0.5 / +4V
Input Current: 1.5 Amps
Connection: Screw terminals



ALDM1400 is compatible with the following lights:

LL123 – All Colors
DL12.25 – All Colors
RL13.5 – All Colors
MBL44 – All Colors
DA4 – All Colors

NOTE:

Jumper 24VDC to PNP Strobe Input or GND to NPN Strobe input for light to remain in constant "ON" state.

Strobe is Pulse Width Duration – Light will remain "on" for duration of signal or pulse.

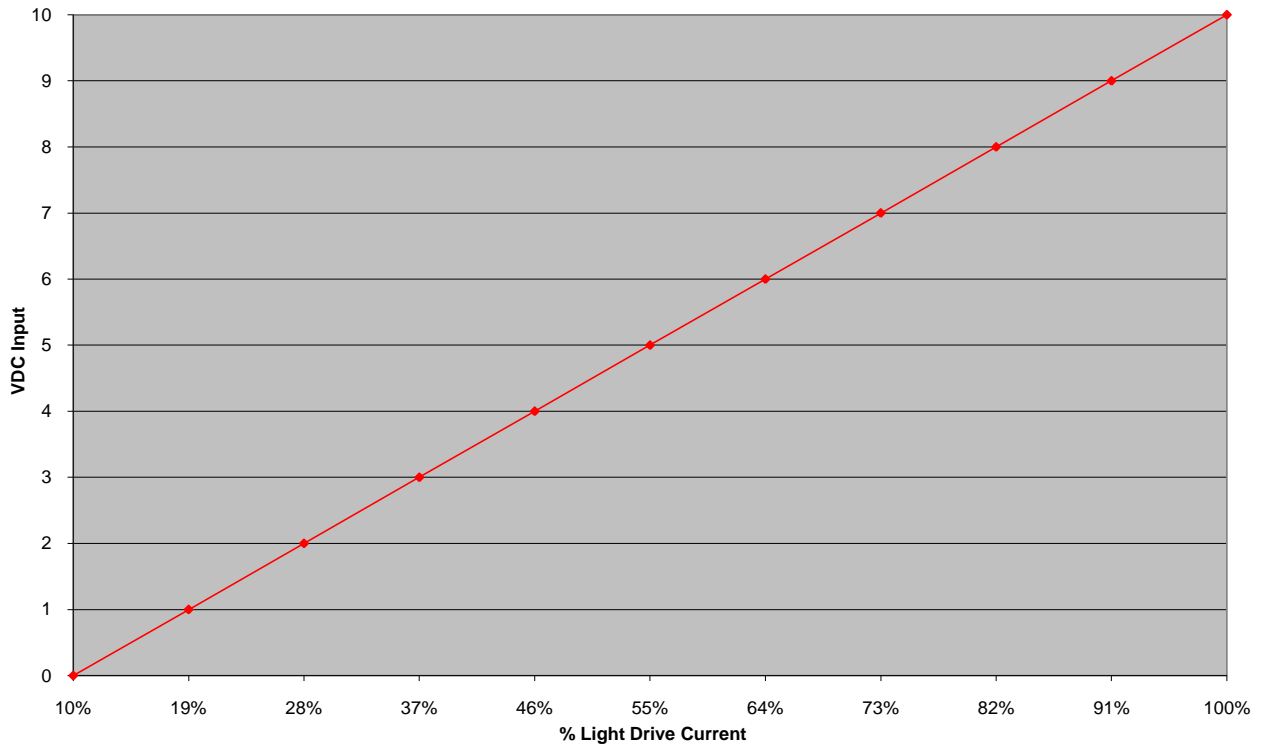
Note: 24V power supply return and GND reference for 0-10V input must be connected to pin #2 (GND) of red connector.

Note: Blue, Black and Green wires are not used on ALDM1400 Driver

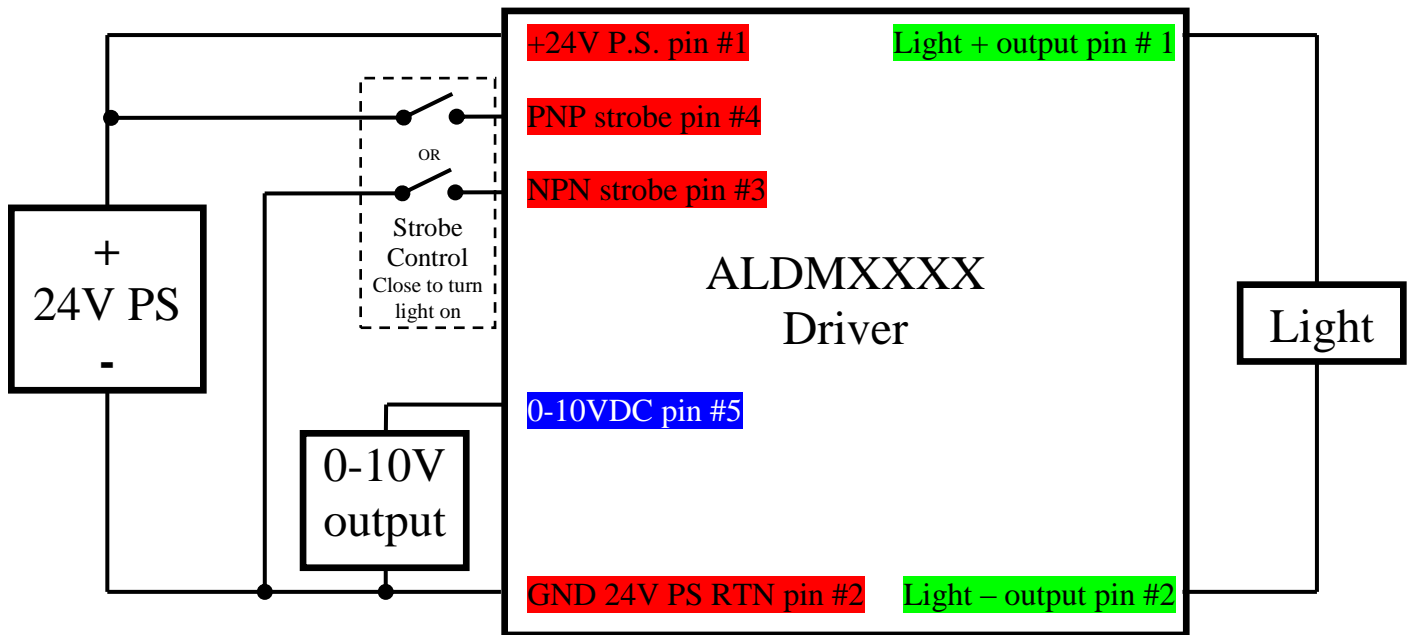
Warning!!!

**USE ONLY SPECTRUM ILLUMINATION LDM DRIVER WITH MONSTER LIGHTS.
DO NOT CONNECT MONSTER LIGHTS DIRECTLY TO 24VDC!**

Analog Voltage vs. Light Drive Current



Wiring Block Diagram



Rev. Date: 2009-05-21

