

PSV-500 Compact Scanning Vibrometer

Polytec Scanning Vibrometers are state-of-the-art for noise and vibration measurement in research and development. They determine operational deflection shapes and Eigenmodes for NVH, acoustics, structural dynamics, ultrasonics and FEM validation.

The versions B and H cover a frequency range up to 50 kHz or 100 kHz.

Scanning heads equipped with the optional PSV Xtra technology deliver high fidelity data even at large stand-off distances or on uncooperative surfaces.



Highlights

- Non-contact laser measurement
- Portable laptop system
- Full-field with high spatial resolution
- Open-minded PSV software with open data and control interfaces
- Optional Xtra technology for improved SNR unveiling more details

PSV-500 Compact Scanning Vibrometer

Full-field vibration analysis goes compact

Datasheet



Technical data

The Compact Scanning Vibrometer is available as model PSV-500-H featuring 100 kHz bandwidth, signal generator and a comprehensive package of software features and as the cost effective basic model PSV-500-B.



PSV-500 Compact Scanning Vibrometer – Standard scope of supply

Vibrometer system & data acquisition	<ul style="list-style-type: none"> ■ PSV-I-500 Scanning Head with high precision scanner and HD video camera ■ PSV-F-500 Front-End with digital broadband decoder, signal generator and data acquisition ■ PSV-C-505 Main Cable, 5 m
Computer	<ul style="list-style-type: none"> ■ PSV-W-510 Data Management System Compact: Laptop with 17.3" (44 cm) screen, wireless mouse ■ Microsoft® Windows® operating system and PSV software preinstalled
Accessories	<ul style="list-style-type: none"> ■ VIB-A-T02 Tripod with tip-tilt head and tripod bag ■ PSV-A-540 Storage Case for front-end ■ PSV-A-545 Storage Case for scanning head, data management system, main cable and accessories ■ PSV-A-CL-VID Set of Close-Up Lenses for Video Camera ■ Manuals

PSV-500 Scanning Heads

	PSV-I-500 Scanning Head	PSV-I-550 Scanning Head Xtra
Dimensions [W x L x H]	189 x 370 x 177 mm (74.4 x 145.7 x 69.7 in)	
Weight	9 kg (19.8 lbs); 9.2 kg (20.3 lbs) with PSV-G-500 Geometry Scan Unit ¹	9.3 kg (20.5 lbs); 9.5 kg (20.9 lbs) with PSV-G-500 Geometry Scan Unit ¹
Laser type, vibrometer	<ul style="list-style-type: none"> ■ Measuring laser: HeNe, wavelength 633 nm (red), Laser power <1 mW 	<ul style="list-style-type: none"> ■ Measuring laser: wavelength 1,550 nm (invisible), Laser power <10 mW ■ Pilot laser²: wavelength 520 nm (green), Laser power <1 mW
Laser type, PSV-G-500 Geometry Scan Unit ¹	Wavelength 670 nm +/-5 nm (red); Laser power <1 mW	
Laser safety class	Class 2	
Working distance	125 mm ... ~100 m (PSV-G-500 Geometry Scan Unit ¹ : 250 mm ... 30 m)	
Scan angle [h x v]	50° x 40°	
Scanner properties	Angular resolution <0.001°, Angular stability <0.001°/h, max. 30 scan points/s	
Sample size	From a few mm ² up to several m ²	
Camera	HD format, 30x optical zoom, max. field of view [h x v] 64° x 38°	
Interfaces, electrical	Multi-pin bayonet connector, DIN plug for pan/tilt head control or external scanner control	
Interfaces, mechanical	Hexagon type tripod adapter for VIB-A-T02, 2x M6 thread	

¹ Option

² Diameter pilot laser corresponds to diameter measuring laser. Misalignment between measuring laser and pilot laser typ. <0.03°.

PSV-F-500 Front-End

Dimensions [W x D x H]	450 x 380 x 150 mm (19", 84HP/3U)
Weight	-10 kg (-22 lbs)
Protection class	IP-20
Interfaces, electrical	Front: BNC connectors for reference channels, signal generator, trigger; Rear: multi-pin bayonet connector for main cable, monitor velocity output, RJ45 Ethernet to computer

General specifications (excluding laptop)

Power	100 VAC...240 VAC \pm 10 %, 50/60 Hz; 150 VA (typical)
Environmental conditions	Operating temperature: +5 °C ... +40 °C (41 °F ... 104 °F); Storage temperature: -10 °C ... +65 °C (14 °F ... 149 °F); Relative humidity: max. 80%, non-condensing
Calibration	Every 24 months (recommended)

Compliance with standards

Electrical safety	IEC/EN 61010-1
	IEC/EN 61326-1 Emission: FCC Class A, IEC/EN 61000-3-2 and 61000-3-3 Immunity: IEC/EN 61000-4-2 to 61000-4-6 and IEC/EN 61000-4-11
Laser safety	IEC/EN 60825-1 (CFR 1040.10, CFR 1040.11)

Metrological specifications PSV-500-B Enhanced								
Scanning Head	Decoder	# of ranges	Full scale (peak) m/s	Decoder frequency range	Resolution ¹ ($\mu\text{m/s}$)/ $\sqrt{\text{Hz}}$	Resolution data interface ² $\mu\text{m/s}$	# of reference channels	# of signal generator channels
PSV-I-500 Scanning Head	DV-02	10	0.01 ... 10	0 Hz ... 50 kHz	0.02 ... 0.5	0.0048 ... 4.8	1 (4) ³	1 (4) ³
PSV-I-550 Scanning Head Xtra	DV-02	10	0.025 ... 25	0 Hz ... 50 kHz	0.01 ... 0.15	0.012 ... 12	1 (4) ³	1 (4) ³

Metrological specifications PSV-500-B High Resolution								
Scanning head	Decoder	# of ranges	Full scale (peak) m/s	Decoder frequency range	Resolution ¹ ($\mu\text{m/s}$)/ $\sqrt{\text{Hz}}$	Resolution data interface ² $\mu\text{m/s}$	# of reference channels	# of signal generator channels
PSV-I-500 Scanning Head	DV-03	14	0.001 ... 12	0 Hz ... 50 (100) ³ kHz	0.01 ... 0.5	0.00048 ... 5.7	1 (4) ³	1 (4) ³
PSV-I-550 Scanning Head Xtra	DV-03	14	0.0025 ... 30	0 Hz ... 50 (100) ³ kHz	0.01 ... 0.15	0.0012 ... 14	1 (4) ³	1 (4) ³

Metrological specifications PSV-500-H								
Scanning Head	Decoder	# of ranges	Full scale (peak) m/s	Decoder frequency range	Resolution ¹ ($\mu\text{m/s}$)/ $\sqrt{\text{Hz}}$	Resolution data interface ² $\mu\text{m/s}$	# of reference channels	# of signal generator channels
PSV-I-500 Scanning Head	DV-03	14	0.001 ... 12	0 Hz ... 100 kHz	0.01 ... 0.5	0.00048 ... 5.7	8	4
PSV-I-550 Scanning Head Xtra	DV-03	14	0.0025 ... 30	0 Hz ... 100 kHz	0.01 ... 0.15	0.0012 ... 14	8	4

¹ The noise-limited resolution is defined as the signal amplitude (rms) at which the signal-to-noise ratio is 0 dB with 1 Hz spectral resolution, measured on 3M Scotchlite Tape™ (reflective film). The attainable resolution is frequency-dependent.

² Corresponds to the quantization step of the internal digital interface


³ Figure in brackets: option

Options and accessories

The PSV-500 Compact Scanning Vibrometer benefits from a large set of accessories: From the PSV-G-500 Geometry Scan Unit to the PSV-I-550 Scanning Head with Xtra technology for highest optical sensitivity and low SNR.

Further accessories enable the measurement on very tiny samples, on rotating structures or support acoustic analysis. Optional software options for setup, measurement and analysis as well as interfaces for import and export keep you flexible for varying requirements.

Software macros enable automated measurements. Sample macros can be modified easily by yourself to fit your particular application. On request Polytec also develops customized macros according to your specifications. Ask our sales or application engineers for details.



The PSV-A-440 Optical Derotator enables full-field vibration measurement even on rotating parts.

Options and accessories	
PSV-G-500 Geometry Scan Unit	Integrated laser distance sensor to measure the sample geometry.
PSV-A-560 Coherence Optimizer ¹	Laser stabilization improves overall signal-to-noise ratio.
PSV-A-526 Front Window	Protects the scanning mechanism against dust, wind and acoustic excitation at high dB levels.
External Scanner Control	Allows for an additional control of the scanning mirrors by external voltage signals.
PSV-C-5xx Main Cable	Available length: 5, 10, 20 and 30 m.
For measurements on small parts	
PSV-A-410 Close-up Unit	For close-up measurements, particularly on small parts. Special PSV-A-CL-xx micro scan lenses for small shiny parts available.
PSV-A-HNeBF Helium-Neon Block Filter ¹	Notch filter for improved laser spot visibility when measuring very small parts or mirror-like surfaces.
PSV-A-RLight Ring Light	Fiber optic ring light for illumination of small test objects. Requires PSV-A-410 Close-up Unit.
PSV-A-T18 Vertical Test Stand	Motorized positioning of PSV scanning head for small part testing.
Accessories for acoustics and modal analysis	
PSV-A-430 Acoustic Gate Unit	Activates the gate input if a noise exceeds a certain threshold.
PSV-A-MIR-S001/A-MIR-S002 Mirror Set	Mirror set for measurements in difficult-to-access areas. The mirror set comprises 4 (PSV-A-MIR-S002: 5) front coated mirrors including magnetic fixtures.
VIB-A-HEAD Headphones	Headphone with noise limiter to listen to the vibrometer signal.
Accessories for measuring on rotating parts	
PSV-A-440 Optical Derotator ¹	For axial measurement of rotating objects. Locks onto the rotation and allows measurements as if stationary up to 24,000 rpm.

¹ Not suitable for PSV-I-550 Scanning Head Xtra



PSV-I-550 Scanning Head Xtra as upgrade for highest optical sensitivity



PSV-A-410 Close-up Unit for measuring on very small samples



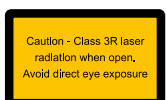
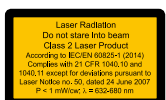
PSV-A-526 Front Window protects the scanning unit

Software options

Model	PSV-500 Compact Scanning Vibrometer	-B	-H
Preparation			
APS Professional	For arbitrary definition of measurement points and individual object properties	S	S
Geometry Data Import	Geometry module for importing geometry data to the PSV software for defining the scan points	O	O
VideoTriangulation®	Image processing for enhanced automatic alignment of the laser spot with the grid points	O	O
Signal Generator	Internal arbitrary signal generator for vibration excitation	S	S
Measurement			
High Resolution Scan	Up to 512 x 512 scan point density for higher spatial resolution	O	S
FastScan	Fast scan routine for analyzing the response of structures at a single frequency	O	S
Time Domain Animation	Time domain data are acquired while scanning. Allows for “slow motion” animation e.g. of surface waves propagation or switches.	O	O
Extended FFT Lines	Various options to extend the number of FFT lines up to 819,200	O	O
Multi Frame	For triggered measurements on combustion engines and brakes	O	O
Gate Input	Allows gated measurements with external TTL signal	O	O
Analysis & interfaces			
SignalProcessor	The user interface to the math library included in the PSV software, designed as an easy-to-use spreadsheet	O	S
UFF Interface	Universal File Format data conversion from and to major modal analysis and Finite Element packages	S	S
PCA	Principal Component Analysis. For MIMO measurements in experimental modal analysis.	O	O
PolyWave Software Suite	Scalable post-processing software suite for comprehensive analysis of vibration test data. Comprises modules for experimental modal analysis, operational modal analysis and order analysis.	O	O
Data Export to MEscope	Data export to Vibrant’s MEscope modal analysis software	O	O
ASAM ODS	Import and export of data in ASAM ODS 5.3.0 AFX standard	O	O
Audio Analysis	Makes vibration data audible. Allows listening to live and stored vibration signals.	O	O
Desktop Analysis Version	Desktop version of PSV software for offline post processing and presentation of measurement results	O	O
Automation and programming interface			
Macro Programming	WinWrap® Basic Engine: Visual Basic® for Applications (VBA) compatible. Allows automation of test routines.	S	S
Polytec File Access	API for retrieval of Polytec data via external applications supporting Microsoft’s Component Object Model (COM), e.g. Visual Basic .NET®, C#, MATLAB®, LabVIEW™	S	S
Maintenance package			
Software Maintenance Basic	Basic software maintenance. Free PSV software updates for a period of 1 year (-H: 2 years).	S	S
Extended Software Maintenance	Entitles for software updates for an additional period. Available in 12 month increments.	O	O
University Program	Lifetime update license for universities and education (terms and conditions apply)	O	O
Software macros			
Application specific macros	Polytec gladly supports you in the development of new macros tailored to your needs.	O	O

Windows® and Visual Basic .NET® are registered trademarks of Microsoft Corp. MATLAB® is a registered trademark of The MathWorks, Inc. LabVIEW™ is a trademark of National Instruments Corporation. VideoTriangulation® is a registered trademark of Polytec GmbH. WinWrap® is a trademark of Polar Engineering, Inc.

S: Standard;
O: Option;
–: Not available






Non-contact vibration measurement of lightweight and sensitive samples like membranes.

 **Polytec GmbH (Germany)**
Polytec-Platz 1-7
76337 Waldbronn
Tel. +49 7243 604-0
info@polytec.de

Polytec GmbH (Germany)
Vertriebs- und Beratungsbüro
Schwarzschildstraße 1
12489 Berlin
Tel. +49 30 6392-5140

 **Polytec, Inc. (USA)**
North American Headquarters
16400 Bake Parkway
Suites 150 & 200
Irvine, CA 92618
Tel. +1 949 943-3033
info@polytec.com

Central Office
1046 Baker Road
Dexter, MI 48130
Tel. +1 734 253-9428

East Coast Office
1 Cabot Road
Suites 101 & 102
Hudson, MA 01749
Tel. +1 508 417-1040

 **Polytec Ltd. (Great Britain)**
Lambda House
Batford Mill
Harpenden, Herts AL5 5BZ
Tel. +44 1582 711670
info@polytec-ltd.co.uk

 **Polytec France S.A.S.**
Technosud II
Bâtiment A
99, Rue Pierre Semard
92320 Châtillon
Tel. +33 1 496569-00
info@polytec.fr

 **Polytec Japan**
Arena Tower, 13th floor
3-1-9, Shinyokohama
Kohoku-ku, Yokohama-shi
Kanagawa 222-0033
Tel. +81 45 478-6980
info@polytec.co.jp

 **Polytec South-East Asia Pte. Ltd.**
Blk 4010 Ang Mo Kio Ave 10
#06-06 TechPlace I
Singapore 569626
Tel. +65 64510886
info@polytec-sea.com

 **Polytec China Ltd.**
Room 402, Tower B
Minmetals Plaza
No. 5 Chaoyang North Ave
Dongcheng District
100010 Beijing
Tel. +86 10 65682591
info-cn@polytec.com